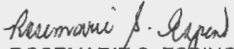




Particulars	UACS CODE	Appropriation			Allotments					Current Year Obligations					Current Year Disbursements					Balances				
		Authorized Appropriation	Adjustments (To)/From, Realignment	Adjusted Appropriations	Allotments Received	Adjustments (Withdrawal, Realignment)	Transfer To	Transfer From	Adjusted Total Allotments	1st Quarter Ending March 31	2nd Quarter Ending June 30	3rd Quarter Ending Sept. 30	4th Quarter Ending Dec. 31	Total	1st Quarter Ending March 31	2nd Quarter Ending June 30	3rd Quarter Ending Sept. 30	4th Quarter Ending Dec. 31	Total	Unreleased Appropriations	Unobligated Allotment	Unpaid Obligations (15-20) = (23+24)		
																						Due and Demandable	Not Yet Due and Demandable	
1	2	3	4	5=(3+4)	6	7	8	9	10=[(8+)-(7)-8+9]	11	12	13	14	15=[(11+12+13+14)]	16	17	18	19	20=[(16+17+18+19)]	21=[(5-10)]	22=[(10-16)]	23	24	
MOOE		88,275,000.00	(262,500.00)	88,012,500.00	88,275,000.00	(262,500.00)			88,012,500.00	13,383,800.69	20,603,972.27	12,563,951.12	16,194,186.17	62,725,910.25	10,710,096.67	19,622,573.94	14,989,455.67	16,103,979.17	61,426,105.45		5,286,589.75	1,091,308.41	208,496.39	
Fin Ex																								
CO		7,500,000.00		7,500,000.00	7,500,000.00				7,500,000.00					1,306,200.00	1,306,200.00						6,193,800.00		1,306,200.00	
II. Automatic Appropriations																								
Retirement and Life Insurance Premiums	01104102																							
General Administration and Support	00000100000000	419,000.00		419,000.00	419,000.00				419,000.00	104,866.56	104,866.56	104,866.56	104,400.32	419,000.00	104,866.56	104,866.56	104,866.56	104,400.32	419,000.00					
General Management and Supervision	103001000100000	419,000.00		419,000.00	419,000.00				419,000.00	104,866.56	104,866.56	104,866.56	104,400.32	419,000.00	104,866.56	104,866.56	104,866.56	104,400.32	419,000.00					
PS		419,000.00		419,000.00	419,000.00				419,000.00	104,866.56	104,866.56	104,866.56	104,400.32	419,000.00	104,866.56	104,866.56	104,866.56	104,400.32	419,000.00					
Operations	000003000000000	240,000.00		240,000.00	240,000.00				240,000.00	59,883.12	59,883.12	46,264.68	49,637.95	215,668.87	59,883.12	59,883.12	46,264.68	49,637.95	215,668.87		24,331.13			
MFO 1: PROMOTION OF SCIENTIFIC ACHIEVEMENT	000003010000000	240,000.00		240,000.00	240,000.00				240,000.00	59,883.12	59,883.12	46,264.68	49,637.95	215,668.87	59,883.12	59,883.12	46,264.68	49,637.95	215,668.87		24,331.13			
Formulation of policy recommendations on relevant Science and Technology concerns	169003010100000	147,000.00		147,000.00	147,000.00				147,000.00	36,808.20	36,808.20	23,189.76	26,256.63	123,062.79	36,808.20	36,808.20	23,189.76	26,256.63	123,062.79		23,937.21			
PS		147,000.00		147,000.00	147,000.00				147,000.00	36,808.20	36,808.20	23,189.76	26,256.63	123,062.79	36,808.20	36,808.20	23,189.76	26,256.63	123,062.79		23,937.21			
Promotion and Recognition of Scientific and Technological Efforts and Achievements	000003010200000	40,000.00		40,000.00	40,000.00				40,000.00	9,923.40	9,923.40	9,923.40	10,229.80	40,000.00	9,923.40	9,923.40	9,923.40	10,229.80	40,000.00					
Granting of performance awards and achievements incentives for exemplary contributions to the development of Science and Technology in the country	103003010200005	40,000.00		40,000.00	40,000.00				40,000.00	9,923.40	9,923.40	9,923.40	10,229.80	40,000.00	9,923.40	9,923.40	9,923.40	10,229.80	40,000.00					
PS		40,000.00		40,000.00	40,000.00				40,000.00	9,923.40	9,923.40	9,923.40	10,229.80	40,000.00	9,923.40	9,923.40	9,923.40	10,229.80	40,000.00					
Promotion of S&T achievements through the operation and maintenance of the Philippine Science Heritage Center	103003010300000	53,000.00		53,000.00	53,000.00				53,000.00	13,151.52	13,151.52	13,151.52	13,151.52	52,606.08	13,151.52	13,151.52	13,151.52	13,151.52	52,606.08		393.92			
PS		53,000.00		53,000.00	53,000.00				53,000.00	13,151.52	13,151.52	13,151.52	13,151.52	52,606.08	13,151.52	13,151.52	13,151.52	13,151.52	52,606.08		393.92			
Sub-Total, Automatic Appropriations		659,000.00		659,000.00	659,000.00				659,000.00	164,749.68	164,749.68	151,131.24	154,038.27	634,668.87	164,749.68	164,749.68	151,131.24	154,038.27	634,668.87		24,331.13			
PS		659,000.00		659,000.00	659,000.00				659,000.00	164,749.68	164,749.68	151,131.24	154,038.27	634,668.87	164,749.68	164,749.68	151,131.24	154,038.27	634,668.87		24,331.13			
MOOE																								
Fin Ex																								
CO																								
III. Special Purpose Fund																								
Miscellaneous Personnel Benefits Fund	01101406		240,957.00	240,957.00	240,957.00				240,957.00					240,956.62	240,956.62			240,956.62	240,956.62					
Miscellaneous Personnel Benefits Fund	000009070000000		240,957.00	240,957.00	240,957.00				240,957.00					240,956.62	240,956.62			240,956.62	240,956.62					
Performance-Based Bonus	103009070100000		240,957.00	240,957.00	240,957.00				240,957.00					240,956.62	240,956.62			240,956.62	240,956.62					
PS			240,957.00	240,957.00	240,957.00				240,957.00					240,956.62	240,956.62			240,956.62	240,956.62					
Sub-Total, SPF			240,957.00	240,957.00	240,957.00				240,957.00					240,956.62	240,956.62			240,956.62	240,956.62					
PS			240,957.00	240,957.00	240,957.00				240,957.00					240,956.62	240,956.62			240,956.62	240,956.62					
MOOE																								
Fin Ex																								
CO																								
GRAND TOTAL		86,810,000.00	240,957.00	87,050,957.00	87,050,957.00				87,050,957.00	15,778,442.37	23,373,725.49	14,725,672.99	21,340,563.37	75,218,404.22	13,122,276.85	22,394,788.66	17,129,402.74	19,615,707.26	72,262,175.51		11,832,552.78	1,383,448.32	1,572,780.39	
PS		11,035,000.00	503,457.00	11,538,457.00	11,275,857.00	262,500.00			11,538,457.00	2,414,841.68	2,769,753.22	2,161,721.87	3,840,177.20	11,188,293.97	2,412,180.18	2,772,214.72	2,139,947.07	3,511,728.09	10,836,070.06		352,163.03	292,139.91	58,084.00	
MOOE		88,275,000.00	(262,500.00)	88,012,500.00	88,275,000.00	(262,500.00)			88,012,500.00	13,383,800.69	20,603,972.27	12,563,951.12	16,194,186.17	62,725,910.25	10,710,096.67	19,622,573.94	14,989,455.67	16,103,979.17	61,426,105.45		5,286,589.75	1,091,308.41	208,496.39	
Fin Ex																								
CO		7,500,000.00		7,500,000.00	7,500,000.00				7,500,000.00					1,306,200.00	1,306,200.00						6,193,800.00		1,306,200.00	

Certified Correct:

 ROSEMARIE S. ESPINO
 Chief Administrative Officer

Certified Correct:

 ZENaida T. MAPUA
 Accountant III

Recommended By:

 LUNINGNING SAMARITA DOMINGO
 Director IV

Approved By:

 WILLIAM G. PADOLINA
 President

Budget Officer
 Date: 26/Jan/2018

Chief Accountant
 Date:

Director, FMS
 Date: 26/Jan/2018

Agency Head/Department
 Date: 26/Jan/2018